



## Year 1 Get it Growing

### STUDENT WORKSHEET

With Street Science, you became a junior scientist to learn the purpose of different plant parts and what these living things need to survive.

1. Just like animals, some plants may look different but still have the same important features.


**Write** the names of important plant parts using words from the word bank.

**WORD BANK:**

*leaf*

*stem*



*root*



2. **Draw a sun** near the plant part which uses LIGHT energy to make food.  
**Draw a watering can** near the plant part which obtains WATER from the soil.  
**Draw a flower** where it might grow to help a plant REPRODUCE.



3. Your seeds will grow into plants with roots, stems and leaves if their needs are met. **Circle** the plant you think will grow the best in the pictures below.



## Extras for Experts

Living things can move, grow and reproduce if they have their needs met.

**Write a sentence or draw a picture** of what you think could happen if a plants needs are not met.

*What will happen if a plant is grown without light?*